


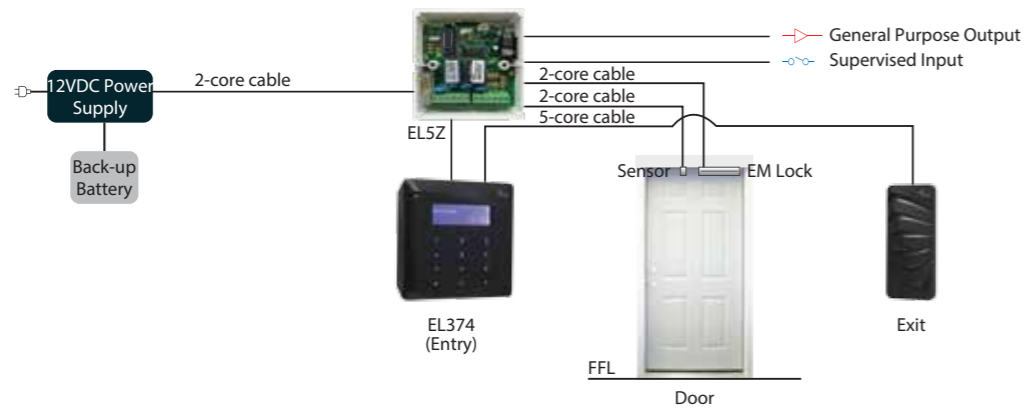


Trusted by Professionals Since 1989

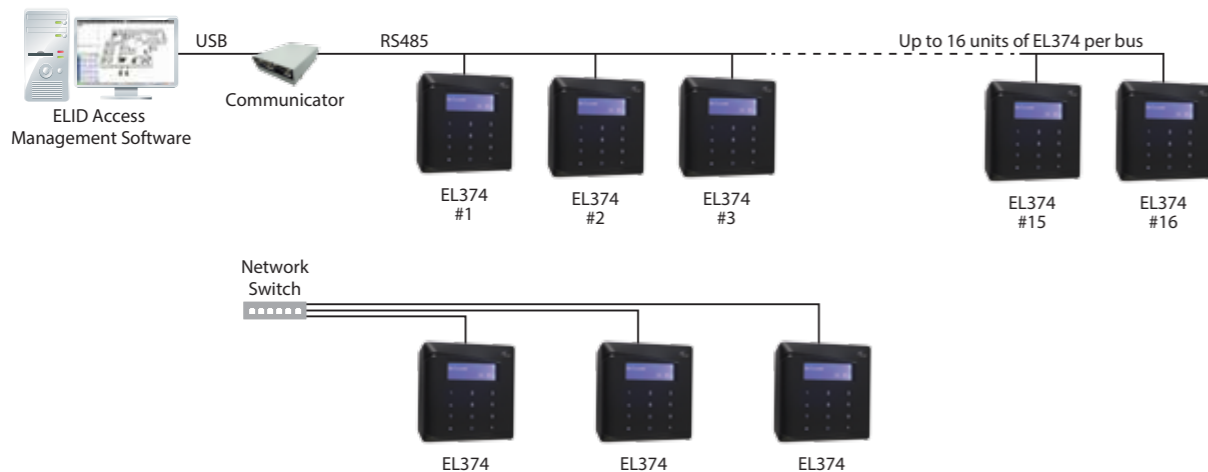
### EL374 Stand-alone Configuration



### EL374 Secure-mode Configuration



### EL374 System Configuration



# EL374

## Compact Access Controller

Small in Size but Big in features



For more information: Check out the website at [www.elid.com](http://www.elid.com), or contact our dealers. ELID has a policy of continuous research and development, and reserves the right to change specifications without notice.

[www.elid.com](http://www.elid.com)

we make your world secure

# EL374 Compact Access Controller

The EL374 Compact Access Controller combines card reader, touch-sense keypad and intelligent processor in a single package which can be directly mounted on the wall adjacent to the door that it protects.

It is designed to be intuitive to operate and can function in a stand-alone mode (without the need of a PC to program) or multiple units can be networked together and controlled remotely from PC using standard ELID Access Management Software such as WinPro.



## FEATURES

### User & Transaction Database

Up to 3000 users' IDs can be stored in the EL374, and the most recent 2,000 transactions are logged. The information is stored in non-volatile memory, ensuring the database to remain intact even when power is interrupted.

### User Friendly Operation

EL374 is equipped with a graphic LCD display. The display gives clear status indication of the controller's condition during operation. For example, when a card's entry is barred, the display indicates the reason of the denial, such as wrong time zone, or card not registered. Programming the EL374 is intuitive and friendly. All commands can be operated using 12 touch-sense keys. Commands are clearly displayed as menu on the GLCD and data entered in through the keypad are echoed.

### Time Zone

EL374 has 24 sets of timers and 10 sets of time zones, limiting access to different times of the day depending on the access rights of each user.

### Built-in Reader

EL374 comes with a built-in reader. There are two models to choose from depending on the type of card reader used.

- EL370E - EM compatible proximity card reader
- EL370M - Mifare contactless smart card reader

There is provision for connecting an exit reader

### High Security

A major user concern of Compact Access controller is that the unit is installed in a non-secure area, and can be dismantled and the wiring exposed, thus compromising security. For EL374, option is available to install a remote relay module EL5Z in a secure area. Critical signals are routed to EL5Z and so security is not compromised even if the controller is tampered.

### Advanced Design

EL374 firmware is stored in Flash Memory. The firmware can be updated through serial download from PC. This makes firmware upgrading hassle free.

### Reliable Operation

EL374 is equipped with a real time clock, backed up by lithium battery. Time will continue to run even during power failure. Essential equipment settings, card database and transaction database are backed up in flash.

### Connectivity

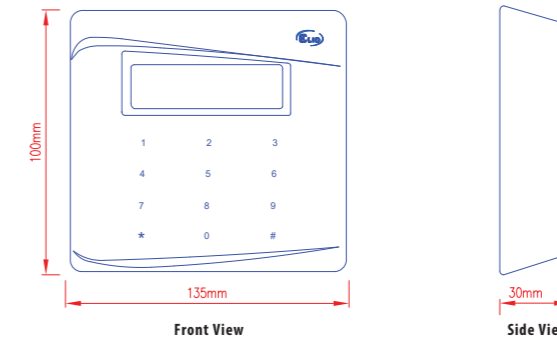
RS-485 or optionally LAN (requires additional LAN module).

Compatible with standard Elid Access Management software like EastWin, E.Win, WinPro. The number of units that can be networked together depends on the PC software used.

## Technical Specifications

- MCU 8-bit CPU running at 40 MHz
- Memory 2KB RAM, 32KB Flash, 64KB EEPROM
- Clock Real Time Clock with Lithium battery back-up
- Communication Interface RS485 or LAN (Optional, requires additional LAN module)
- Output 2 (Door Lock, General Purpose Output)
- Input 3 (Push Button, Door Sensor, Sensor Input)
- Built-in Reader EM or Mifare
- Power Supply 12 VDC
- Current Consumption 0.5A
- Operating Temperature (°C) 0-50
- Card Database 3,000
- Transaction Database 2,000
- Time Zone 10
- Timer 24
- Holiday 20
- Adjustable Lock Release Time Yes
- Permanent Lock Release yes
- Automatic Pin Disable Time Zone Yes
- Automatic Lock Release Time Zone Yes
- Card Format Wiegand 26-bit, Free Wiegand, proprietary
- Operation Mode 3 (Card, Card + PIN, PIN)
- Baud Rate 2400 to 9600
- Tamper Switch Built-in

## Dimension



## ORDERING INFORMATION

### Access Controller

- EL0374B01 : EL374 Compact Controller (EM)
- EL0374B01 : EL374 Compact Controller (Mifare)

### Accessories

- EA0079002 : EA79B LAN Module
- EGPSA6002 : EP44S Power Supply Unit
- CS1056X : Metal Casing

### Exit Reader

- ER0723W01 : ER723W EM Proximity Reader
- ER0728W01 : ER728W Mifare Contactless Card Reader

### Communicator

- EL070W001 : EL70W Communicator
- ELUS70G02 : EL70Y Communicator

### ELID Access Manager

- E.WIN Access Management Software
- WinPro 2 Access Management Software